

Tin-dipped Hand-formable Microwave Cable

MECHANICAL CHARACTERISTICS

Wire Diameter, inch (mm)	0.02 (0.508)
Effective Dielectric Diameter, inch (mm)	0.066 (1.676)
Outer Conductor Diameter, inch (mm)	0.0865 (2.20)
Jacket Diameter, inch (mm)	Not Applicable
Bend Radius, inch (mm)	0.125 (3.175)
Maximum Length, feet (meter)	1000 (305)
Weight, grams/ft. (meter)	3.8 (12.5)

ELECTRICAL CHARACTERISTICS

Impedance, ohms	50	
Frequency Range	DC-20	
Velocity of Propagation	70	
Capacitance, pF/ft. (pF/meter)	29 (95.1)	
Shielding Effectiveness, dB	>100	
Insertion Loss, dB/ft. (dB/meter)	Frequency	Insertion Loss
	0.5 GHz	0.16 (0.52)
	1.0 GHz	0.22 (0.72)
	10.0 GHz	0.8 (2.62)
	18.0 GHz	1.13 (3.71)
Power Handling	See Graph for UT-085-Form	

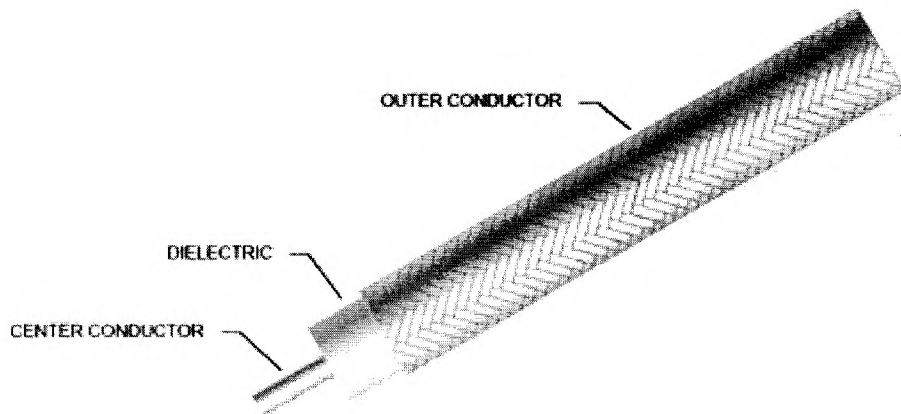
ENVIRONMENTAL CHARACTERISTICS

Maximum Temperature, Celsius	200
------------------------------	-----

MATERIALS

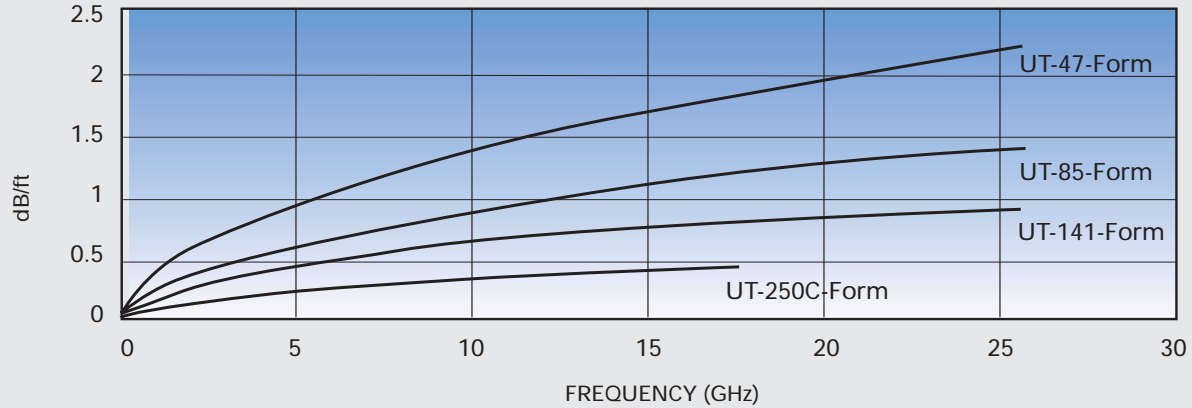
Wire	SPC
Dielectric	PTFE
Outer Conductor	Tin dipped braid
Jacket	Not Applicable

CUTAWAY



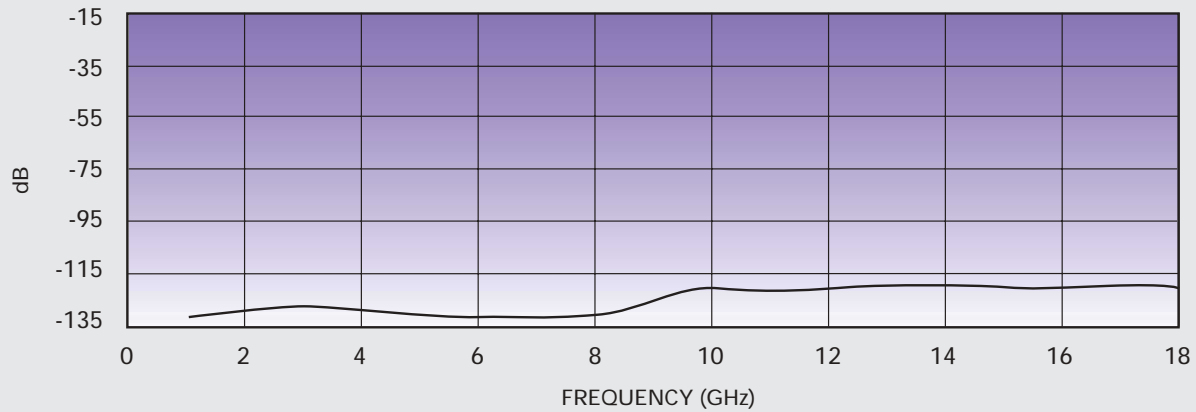
Electrical Characteristics

MAXIMUM INSERTION LOSS



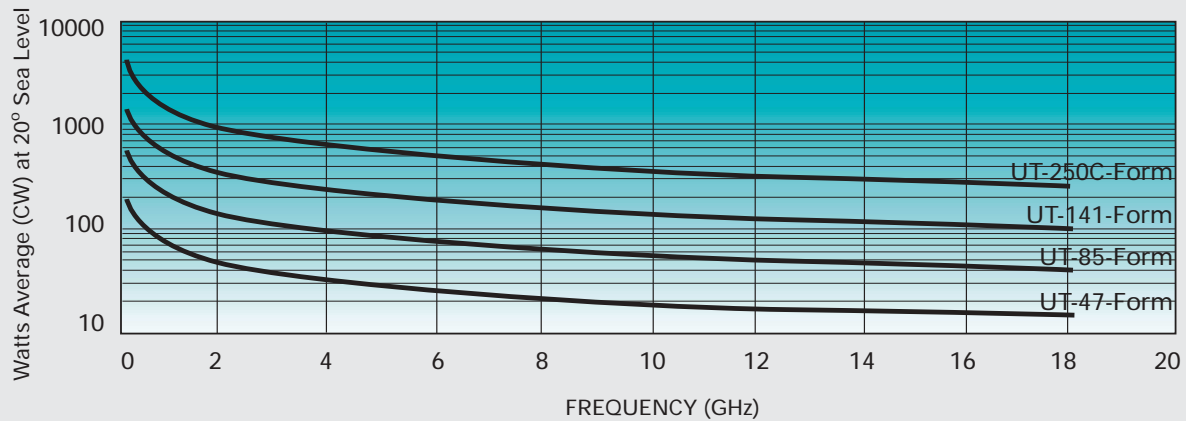
Note: "LL" versions of UT-85-Form and UT-141-Form exhibit up to 10% lower insertion loss depending upon frequency

SHIELDING EFFECTIVENESS



Note: Tested per MIL-STD-1344A, Method 3008

POWER HANDLING



Note: "LL" versions of UT-85-Form and UT-141-Form can handle approximately 10% more power