
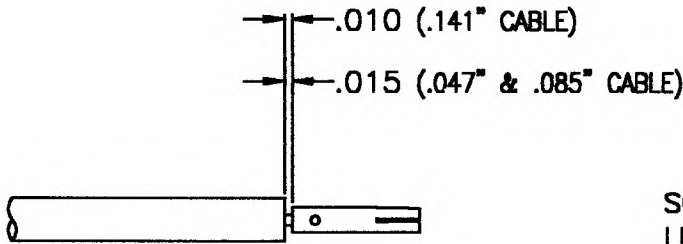


# ASSEMBLY INSTRUCTIONS

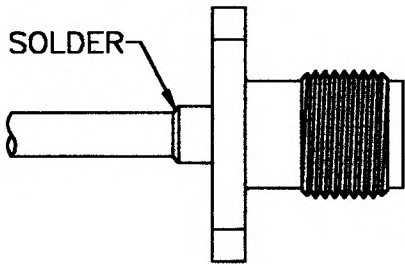
DOCUMENT NO.  
50-30-004



TRIM OUTER JACKET AND INSULATOR TO DIMENSION SHOWN.



SOLDER CONTACT TO CENTER CONDUCTOR, LEAVING A GAP AS SHOWN.



INSERT CABLE INTO BODY UNTIL IT BOTTOMS. CHECK THAT INSULATOR AND CONTACT MEET INTERFACE DIMENSIONS.

SOLDER CABLE JACKET TO CONNECTOR BODY. DO NOT DISTURB JOINT UNTIL IT HAS COOLED. CLEAN FLUX RESIDUE.

## FILE COPY

				GENERAL TOLERANCES: DIMENSIONS ARE IN INCHES		DRAWN BY : <i>RJA</i> 4/88					
				DECIMALS	FRACTIONAL	ANGULAR					
				X ±.030		X' ±1°			TITLE : CABLE ASSEMBLY INSTRUCTIONS FOR SEMI-RIGID CABLE CONNECTORS		
				JXX ±.015	± 1/64	XX' ±15'					
				JXXX ±.005							
B	Changed title block	0277	<i>RJA</i>	4/88	DIMENSION CLASSIFICATION		CODE IDENT.	UNIT: Inches	SCALE : 5:1	DWG. NO. :	REV
A	Redrawn was CA-1020	0262	<i>RJA</i>	1/88	<input type="checkbox"/> : REFERENCE <input type="checkbox"/> : MINOR <input checked="" type="checkbox"/> : MAJOR <input checked="" type="checkbox"/> : CRITICAL		66702			50-30-004	-
-	RELEASE		<i>RJA</i>	2/84				SHEET 1 OF 1			
LTR	REVISION RECORD	DCN	DR	DATE							

49000005 CAD 5030004